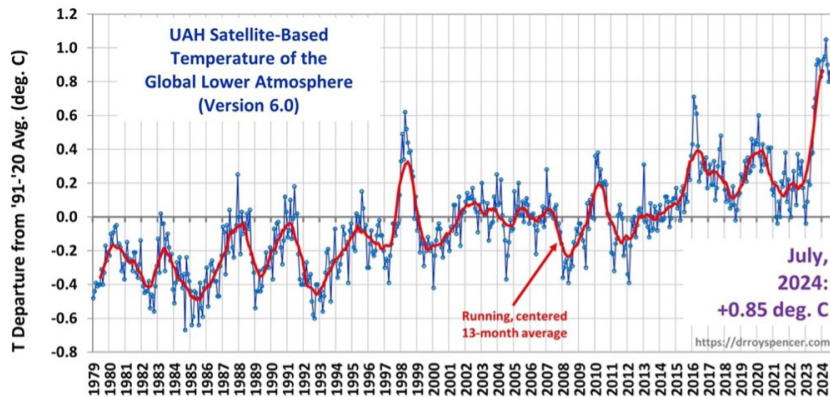


CLIMATE FACT CHECK: JULY 2024 EDITION

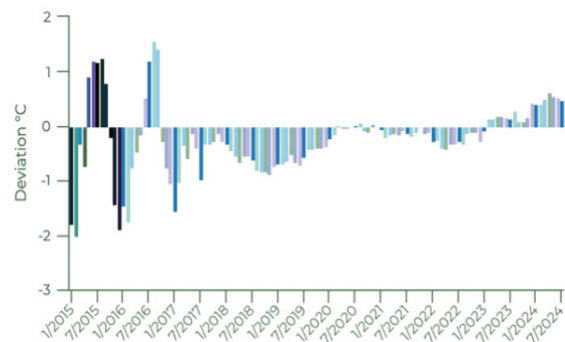
As has been the case for the past year, [NASA satellite data](#) has its "average global temperature" running warmer:



Meanwhile, the average of real-time surface stations measurements as presented by [Temperature.global](#) still has the Earth in a cooling trend since January 2015.

More on this later. Meanwhile, here are 10 fact checks of media climate claims made in July 2024.

GLOBAL TEMPERATURE



Average (Jan 2015-July 2024): -0.217°C
Source: Temperature.Global
Data: NOAA global METARs 2015-current
NDBC global buoy reports 2015-current
MADIS Mesonet Data, NOAA OMOs
<https://temperature.global>

EMISSIONS CAUSED A DELAY OF THE OLYMPIC TRIATHLON EVENTS?

The Associated Press reported in "[Olympics bet against climate change with Seine swimming. For days, it looked like they would lose](#)" that: "Some scientists and engineers said organizers were taking a huge gamble at a time when heavy rains have increased with human-caused climate change, especially in Europe. The rains run off from the urban environment and contribute to higher bacteria levels in the city's famed river."

AP Associated Press

Fact Check. While it may have rained a lot in the run-up to the Paris Olympics, which may have flushed more E.coli from Parisian sewers into the Seine, emissions can't be blamed. There has been no increase in precipitation in France that correlates with emissions. [Get more details.](#)

EMISSIONS CAUSED THE "HOTTEST DAY OF THE YEAR" IN THE UK?

The *New York Times* reported in "Intense Heat Settles Over Parts of the U.K." that: "Large portions of England and Wales braced for considerable heat on Tuesday, with government officials issuing an alert for vulnerable people and meteorologists warning it would be the hottest day of the year so far. Temperatures in London and along the southern and eastern coastlines are expected to climb to nearly 90 degrees Fahrenheit. As the burning of fossil fuels causes average global temperatures to increase, the range of possible temperatures moves upward, too, making sizzling highs more likely."

The New York Times

Fact Check. We have addressed the absence of a link between emissions and heat waves previously. What is notable here is that the *New York Times* was alarmed about the temperature nearing 90°F in the UK in July 2024. Although there were two UK-based reporters involved in the *New York Times* story, the article omitted mention of an historic 1976 heat wave that featured 15 consecutive days of temperatures in the 90s. The year 1976 was many emissions ago, amid a mid-20th century cooling period and 12 years before James Hansen kicked off climate hysteria with his infamous Senate testimony. The reporters also failed to mention that while summer was hot in England, Scotland experienced an unusually cold July with some record setting lows. [Get more details here](#) and [here](#).

EMISSIONS CAUSE CALIFORNIA'S PARK FIRE?

The *Washington Post* reported in "[Massive Park Fire continues spread after start from flaming car, officials say](#)" that: "Scientists say that climate change is a driving force in making wildfires more explosive in California, and around the world."

The Washington Post

Fact Check. Past the fact that the Park Fire was started by a man who pushed a burning car into ravine, there has been no warming or "climate change" in the area (Chico, California) where the fire started. [Get more details.](#)

EMISSIONS INCREASE LIGHTNING STRIKES?

The Associated Press reported in "[California's largest wildfire explodes in size as fires rage across US West](#)" that: "More than 110 active fires covering 2,800 square miles (7,250 square kilometers) were burning in the U.S. on Friday, according to the National Interagency Fire Center. Some were caused by the weather, with climate change increasing the frequency of lightning strikes as the region endures record heat and bone-dry conditions."

 Associated Press

Fact Check. There is published model-based research predicting that warming will increase lightning strikes and predicting that warming will decrease lightning strikes. Since model predictions are not science, we will have to wait to see which prediction, if either, is correct. But the results don't really matter since it still cannot be directly shown that emissions are causing any warming in the first place. [Get more details.](#)

EMISSIONS INCREASING RAINFALL VARIABILITY?

Reuters reported in "[Climate change causing more change in rainfall, fiercer typhoons, scientists say](#)" that: "Warming temperatures have enhanced the ability of the atmosphere to hold moisture, which is causing wider fluctuations in rainfall, the researchers said in a report published by the *Science* journal."

 REUTERS

Fact Check. The study only covered rainfall in three global regions: Eastern North America, Europe and Australia. The study result -- a claimed 1% change in rainfall variability per decade since 1900 -- was only barely statistically significant for Eastern North America. The study also used warming as a proxy for emissions, an assumption that has yet to be validated. [Get more details.](#)

HOTTEST DAY EVER?

Reuters reported in "[World recorded hottest day on July 21, monitor says](#)" that: "Sunday, July 21, was the hottest day ever recorded, according to preliminary data from the European Union's Copernicus Climate Change Service, which has tracked such global weather patterns since 1940."



Fact Check. Although there is no such thing as a "global temperature," if there were, global temperatures would pre-date 1940. The claim of "world's hottest day" since 1940 eliminates from consideration more than 99.99999% of the Earth's history. The global temperature purporting to be the world's hottest day is the product of computer-modeling. The average of unmanipulated real-time surface station temperature data on that same day is almost 6°F cooler, per [Temperature, global](#). [Get more details](#).

EMISSIONS CAUSE LONGER DAYS?

The *Washington Post* reported in "[Why melting ice sheets are making our days longer](#)" that: "As polar ice melts, water moves from the poles toward the equator — making our Earth bulkier and rotate slower."

The Washington Post

Fact Check. Accepting this study at face value, global warming would make days longer by less than a blink of an eye. That said, the length of days has always changed based on changes in the Earth's rotation. To the extent there has been any melting of polar areas, there is no evidence to link that melting with emissions versus natural causes. Finally, this is another modeling prediction that would need to be verified against the future. It is far from science.

EMISSIONS MAKE THE FIRST SPECIES GO EXTINCT LOCALLY?

The *Guardian* reported in "[Florida: tree cactus becomes first local species killed off by sea-level rise](#)" that: "Scientists in Florida have recorded what they say is the first local extinction of a species caused by sea-level rise. The climate emergency has killed off the Key Largo tree cactus growing naturally in the US through saltwater inundation and soil depletion from hurricanes."

The Guardian

Fact Check. The tree cactus in question is not extinct. It grows in other places, including Cuba and Grenada. It became endangered in Key Largo more than 100 years ago because humans were chopping it down. The last small population in Key Largo was killed off by saltwater intrusion caused by a 2017 hurricane. Emissions don't cause hurricanes and sea level rise in the South Florida region is actually below the global average for sea level rise. [Get more details](#).

RECORD HEAT IN THE WEST?

The *Washington Post* reported in "[Severe heat wave in the West is making history. How much longer will it continue?](#)" that: "A historically intense and long-lasting heat wave in the Western United States, which has set hundreds of records from Washington state to Arizona, will continue to scorch the region for several more days... Las Vegas — 120 degrees for a high on Sunday [July 7], which broke the old record of 117 set in multiple years."

The Washington Post

Fact Check. There certainly was a heat wave in the West and records were definitely set. But consider, for example, that in the National Weather Service's Las Vegas Area, there are 58 surface stations. Among those 58 stations, only 11 records were set on July 7, 2024 vs. 47 stations that did not set records. The July 7 calendar-day records for the Las Vegas Area go back to 1932 and 16 of the 58 records were set before 1990. While there was a heat wave, the records set were more likely due to temperature station location and the urban heat island effect vs. emissions. [Get more details.](#)

EMISSIONS HEATING OCEANS?

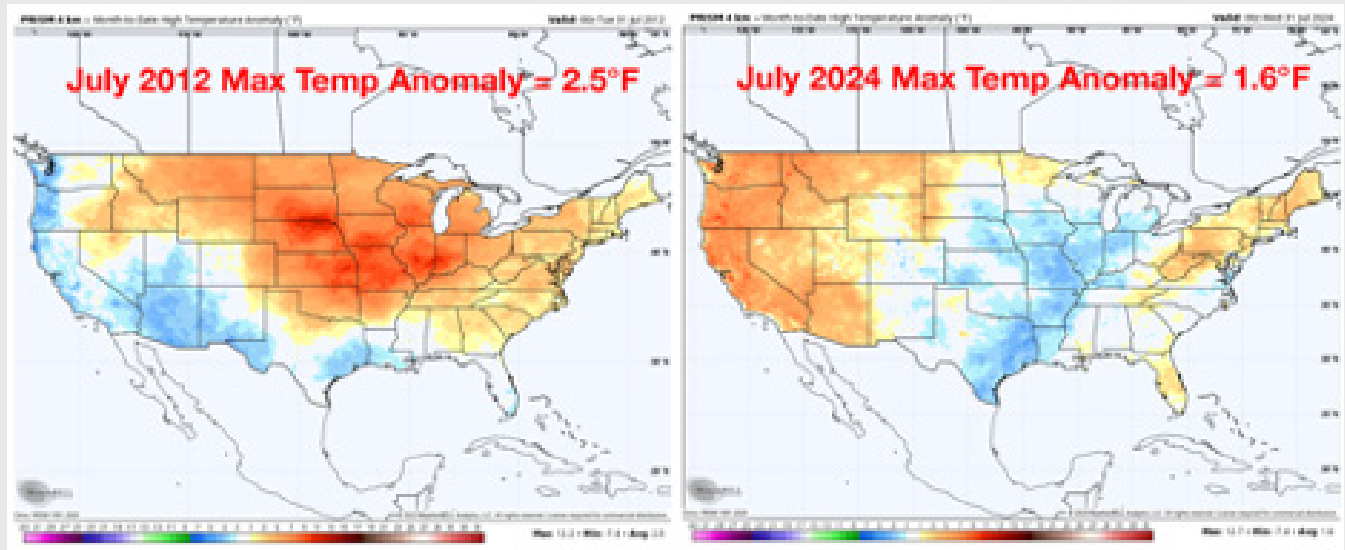
The Associated Press reported in "[How the hot water that fueled Hurricane Beryl foretells a scary storm season](#)" that: "Atlantic waters have been unusually hot since March 2023 and record warm since April 2023. Klotzbach said a high-pressure system that normally sets up cooling trade winds collapsed then and hasn't returned. Corbosiero said scientists are debating what exactly climate change does to hurricanes, but have come to an agreement that it makes them more prone to rapidly intensifying, as Beryl did, and increases the strongest storms, like Beryl."

AP Associated Press

Fact Check. Sea surface temperatures are warmer than usual and warmer water is the source of energy for tropical storms. But the atmosphere doesn't really warm the oceans. The atmosphere affects less than the top one millimeter of the ocean surface. What warms the ocean surface is mainly the Sun. And since there is no direct evidence that emissions warm the atmosphere and no physical possibility of the atmosphere significantly warming the oceans, emissions aren't fueling hurricanes.

We heard a lot about how hot July was, from the "hottest day(s) on record" to Death Valley having the hottest month for any place on record. But funny thing happened on the way to the "hot" party.

Despite 600 billion tons of emissions and 12 years of urban heat island effect, [July 2024 was cooler than July 2012](#) in the US in terms of average temperature and average maximum temperature. As the US is a non-trivial portion of the Earth's surface, that's no endorsement of the basic climate hoax that every emission warms and drives global warming.



Don't forget to check out these great fact checks. Until next month...

[ClimateRealism.com](#)

- [Wrong, Bloomberg, Climate Change Is Not the Next 'Black Swan' for Markets](#)
- [No, Newsweek, Sea Level Rise Is Not Causing Longer Days](#)
- [NOAA's June 2024 Climate Data Shows No "Record High" U.S. Maximum Temperature Anomaly as Portrayed in Media Hype](#)
- [Forbes is Wrong, Agriculture is Doing Well Amid Modest Warming](#)
- [Wrong, Mainstream Media, Hajj Deaths Not Unusual or Due to Climate Change](#)

[WattsUpWithThat.com](#)

- [Countering the climate exaggerators squatting in the house of weather](#)
- [The New York Times Is Clueless When It Comes to Climate and the #ParkFire](#)
- [Guardian: Extreme Heat Poses Threat to Spanish Beach Tourism](#)
- [Claim: Global Warming is Messing with our Rainfall](#)
- [Wrong, Bloomberg, Texas "Deniers" Are Right, Climate Change Had Nothing to Do with Hurricane Beryl](#)

See you in September for the August Climate Fact Check!