



REUTERS FACT CHECK AUGUST 26, 2022 / 7:56 AM / UPDATED A MONTH AGO

## Fact Check-Weather map misrepresented to argue global temperatures only rose 0.1 degrees and that climate change is a 'hoax'

By Reuters Fact Check

6 MIN READ



A weather map tool from the University of Maine Climate Change Institute has been used to misleadingly argue that global temperatures have only risen by 0.1 degrees Celsius and that climate change is therefore a hoax, but the climatologist who runs the tool says this is not the case.

Screenshots from the University of Maine's Climate Reanalyzer, which describes itself as "a platform for visualizing climate and weather datasets", ([climatereanalyzer.org/about/](https://climatereanalyzer.org/about/)) were posted along with captions and comments posted alongside the screenshots say that it shows that it is not significantly warmer now than the period between 1979 and 2000, and therefore that climate change is a "hoax". ([here](#)), ([here](#)),

ADVERTISEMENT


**Steve Milloy**   
@JunkScience · [Follow](#)



Global warming cancelled... again.

Now two days in a row, the estimated global temperature is 0.1°C below the 1979-2000 average.

What's melting is the climate hoax.



8:59 AM · Aug 21, 2022



 **9.5K**  **Reply**  **Share**

[Read 339 replies](#)

**Steve Milloy**    
@JunkScience · [Follow](#)

ICYMI... if the global warming hoax was a game that finished over weekend, it would have ended with no global warming since the advent of the IPCC in 1990.

**Steve Milloy**  @JunkScience  
Global warming cancelled... again.

Now two days in a row, the estimated global temperature is 0.1°C below the 1979-2000 average.

What's melting is the climate hoax.

9:41 AM · Aug 22, 2022 

 246  Reply  Share

[Read 6 replies](#)

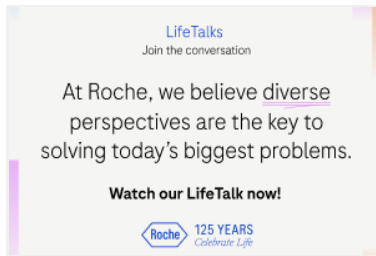
TRENDING STORIES

([here](#)).

One tweet reads, “Global warming cancelled... again. Now two days in a row, the estimated global temperature is 0.1°C below the 1979-2000 average. What’s melting is the climate hoax.”

ADVERTISEMENT

ADVERTISEMENT



PAID FOR AND POSTED BY ROCHE

## Where you live should not determine if you live

Our panel, featuring Apl.De.AP, Dr Ratna Devi and Muniba Mazari engaged in a lively discussion on improving access to healthcare in Asia.

[Watch our LifeTalk now! >](#)

Other posts can be seen ([here](#)), ([here](#)), ([here](#)), ([here](#)), ([here](#)), ([here](#)), ([here](#)), ([here](#)),

Aside from 0.1°C being a valid measurement for change, there are multiple mistakes in the analysis of the weather maps given in these posts.

While the images do appear to be genuine screenshots from the Climate Reanalyzer ([here](#)), the conclusions drawn are inaccurate, according to Maine State Climatologist Sean Birkel ([here](#)), who codes and maintains the tool ([climatereanalyzer.org/about/](https://climatereanalyzer.org/about/)).

“The temperature anomaly maps depict average forecast conditions for a single day in relation to the 1979-2000 mean for that same day of the year,” he told Reuters by email. “The daily temperature anomalies can vary significantly day-to-day and week-to-week depending on prevailing weather patterns.”

Birkel directed Reuters to additional information included on the same webpage that the screenshots were taken that reads: “The daily temperature anomaly values shown on these maps reflect current weather patterns, and therefore global and regional means can vary significantly from day-to-day and week-to-week. Climate trends should only be inferred from long-term

datasets.”

“The 1-day global mean temperature anomaly can fluctuate on the order of 0.1°C day-to-day depending on weather patterns,” Birkel explained. “The CR temperature anomaly map for Friday, Aug 19, 2022 shows the Arctic at +1.1°C and the Northern Hemisphere at +0.7°C -- these values are well above the 1979-2000 climate mean. On that same day there are pronounced cold anomalies over the Antarctic (-2.7°C), implying that the global average temperature anomaly on that day was heavily influenced by the particular weather pattern over the Antarctic. But to determine a climate trend it is necessary to examine many decades of temperature data.”

REUTERS NEWS NOW

Subscribe to our daily curated newsletter to receive the latest exclusive Reuters coverage delivered to your inbox.

Submit

Long term measurements, such as those provided by the U.S. National Oceanic and Atmospheric Administration (NOAA) show that, between 1979 and 2021, the average global temperature has risen by about 0.17 degrees Celsius per decade ([here](#)), many times higher than the 0.1 degree figure given in the social media posts.

“The average global temperature on Earth has increased by at least 1.1° Celsius (1.9° Fahrenheit) since 1880,” according to NASA’s Earth Observatory website. “The majority of the warming has occurred since 1975, at a rate of roughly 0.15 to 0.20°C per decade.” ([go.nasa.gov/3AP7TkI](https://go.nasa.gov/3AP7TkI)).

## VERDICT

Misleading. Screenshots of a weather map showing that a particular day was 0.1 degree Celsius warmer than the 1979-2000 average do not reflect long term temperature trends. Climate scientists estimate that global temperatures have been rising by 0.15 to 0.20°C per decade.

This article was produced by the Reuters Fact Check team. Read more about our fact-checking work [here](#).

*Our Standards: [The Thomson Reuters Trust Principles](#).*

MORE FROM REUTERS




PAID PROMOTIONAL LINKS


Promoted by [Dianomi](#)



Save for College: Custodial Accounts  
Charles Schwab



Hands Down One of the Best Cards for Good Credit  
The Ascent



Considering technology equities? Read our views.  
Goldman Sachs Asset Management




Answer a few questions to see where you fit best at Fidelity  
Fidelity Investments



See what it takes to quit for good—use our free Retirement Calculator.  
Personal Capital

MORE FROM REUTERS



At least 20 people killed in mass shooting in Thailand - police

06 Oct

Thailand mourns after over 34 die in daycare centre attack...

07 Oct



New premier in Canada's oil-rich Alberta set to defy Trudeau

07 Oct

COVID rebound after Pfizer treatment likely due to robust immune...

06 Oct

Nigerian oil export terminal had theft line into sea for 9 years

05 Oct





MORE FROM REUTERS




U.N. body rejects historic debate on China's human rights record

06 Oct


India investigating deaths in Gambia linked to India-made cough...

06 Oct




COVID wave looms in Europe as booster campaign makes slow start

06 Oct



Proud Boys member pleads guilty to seditious conspiracy for Capitol...

06 Oct



Biden overhauls U.S. policy on marijuana, pardons prior federal...

06 Oct

---

[Apps](#) [Newsletters](#) [Advertise with Us](#) [Advertising Guidelines](#) [Cookies](#)  
[Terms of Use](#) [Privacy](#)

